

Total No. of Questions : 8]

PB3592

SEAT No. :

[Total No. of Pages : 6

[6260]-7

F.E. (Common)

ENGINEERING MECHANICS

(2019 Pattern) (Credit System) (Semester - I/II) (101011)

Time : 2½ Hours]

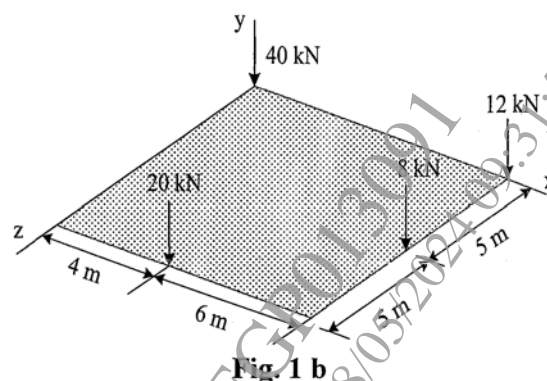
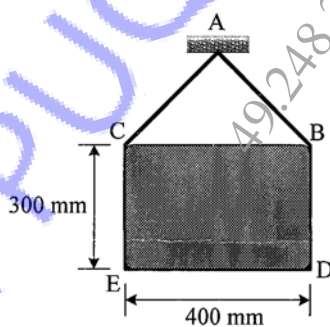
[Max. Marks : 70

Instructions to the candidates:

- 1) Answer Q.1 or Q.2, Q.3 or Q.4, Q.5 or Q.6, Q.7 or Q.8.
- 2) Neat sketches must be drawn wherever necessary.
- 3) Figures to the right indicate full marks.
- 4) Assume suitable data, if necessary.
- 5) Use of electronic pocket calculator is allowed.
- 6) Use of cell phone is prohibited in the examination hall.

Q1) a) A 1.5 m cable placed around a crate as shown in Fig. 1 a. If the mass of the crate is 300 kg, determine the tension in the cable. [7]

b) A square mat foundation supports four column as shown in Fig. 1 b. Determine the magnitude and point of application of the resultant with respect to origin. [7]

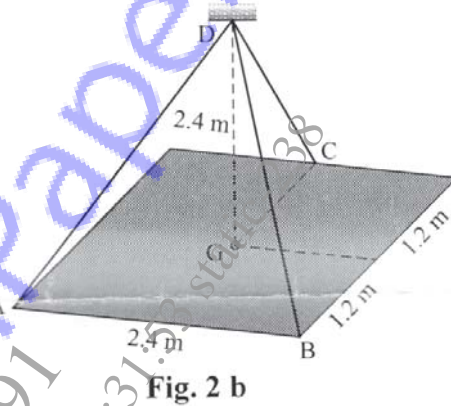
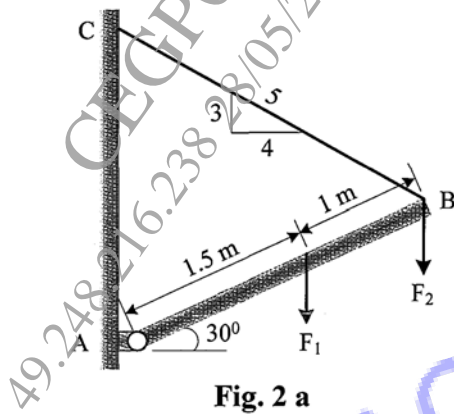


c) Explain in brief free body diagram, active and reactive forces with suitable sketch. [4]

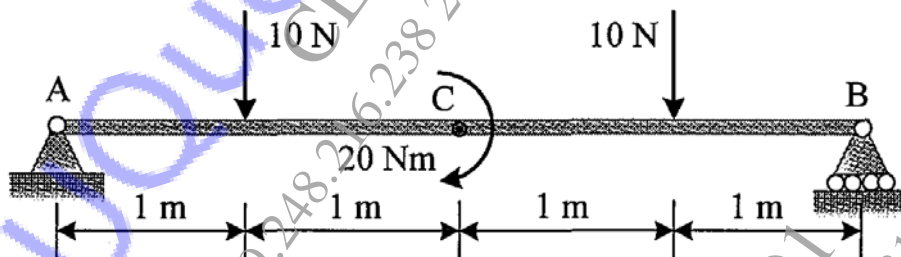
OR

P.T.O.

- Q2) a) The boom is intended to support two vertical loads,  $F_1$  and  $F_2$  as shown in Fig. 2 a. If the cable CB can sustain a maximum load of 1500 N before it fails, determine the critical loads  $F_1$  and  $F_2$  if  $F_1 = 2F_2$ . Also determine the reaction at A. [7]
- b) The square steel plate has a mass of 1800 kg with mass center G as shown in Fig. 2 b. Determine the tension in each cable so that the plate remains horizontal. [7]



- c) Find support reaction at A and B for the beam AB as shown in Fig. 2 c. [4]



- Q3) a) Determine the forces in the members AB, AE and BE of the truss as shown in Fig. 3 a. [7]
- b) The cable segment supports the loading as shown in Fig. 3 b. Determine the component of reactions at A and B. Also find maximum tension in segment of the cable. [7]

- c) Differentiate truss and, frame with suitable sketch. [4]

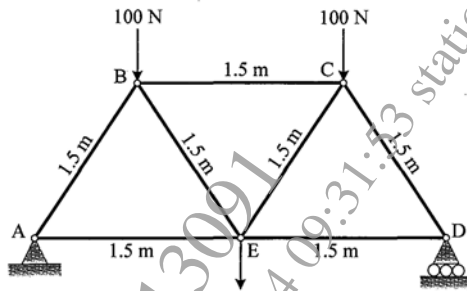


Fig. 3 a

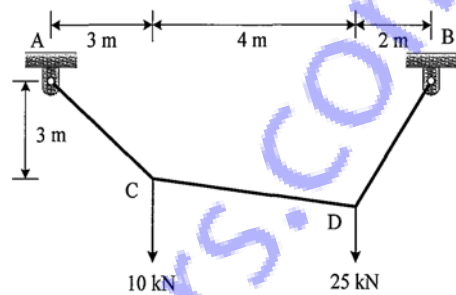


Fig. 3 b

OR

- Q4) a) Determine the forces in the members BC, BE and AE of the truss as shown in Fig. 3 a. [7]
- b) Determine the components of reactions at supports A and B for the frame loaded and supported as shown in Fig. 4 b. [7]
- c) The maximum tension is 100 N for the Cable profiles ABCD as shown in Fig 4 c. Determine the force P at B and C to keep the segment BC in horizontal position. Also find tension in segment BC. [4]

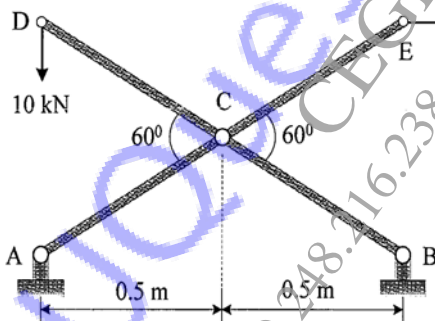


Fig. 4 b

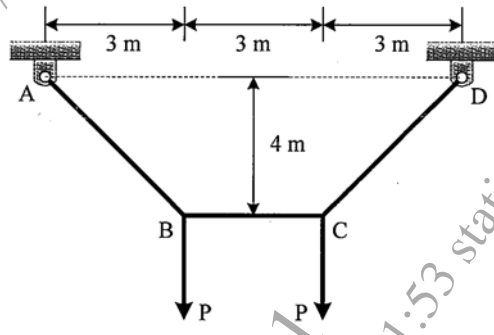
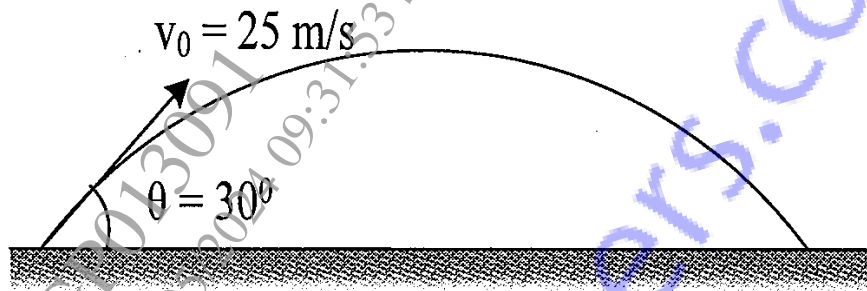


Fig. 4 c

- Q5) a) A car comes to rest from an initial speed of 80 km/h in a distance of 30 m. With the same constant acceleration, determine the distance 's' for which the car comes to rest from an initial speed of 110 km/h. [5]
- b) The truck travels at a speed of 4 m/s along a circular road that has a radius of 50 m. For a short distance from  $s = 0$ , its speed is then increased by  $a_t = (0.05s) \text{ m/s}^2$ , where s is in meters. Determine the speed and magnitude of its acceleration when it has moved  $s = 10 \text{ m}$ . [6]

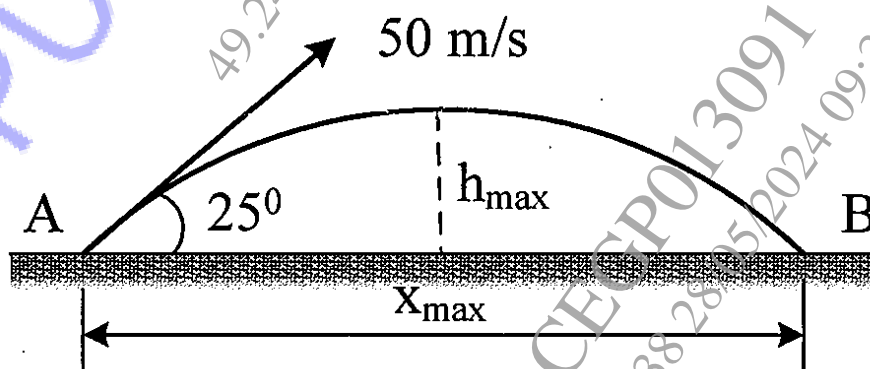
- c) A projectile is launched with a speed of  $V_0 = 25 \text{ m/s}$  at an angle of  $\theta = 30^\circ$  with horizontal as shown in Fig. 5 c. Determine the maximum distance travel by projectile along horizontal and vertical direction. [6]



**Fig 5 c**

OR

- Q6) a) The motion of a particle is defined by  $x = 2t^3 - 15t^2 + 24t + 4$ , where  $x$  is in m and  $t$  is in s. Determine when the velocity is zero and find position at which acceleration is zero. [5]
- b) A motorist is traveling on a curve road of radius 760 m with 25 m/s. If he applies breaks to slow down to 20 m/s in 8 s. Determine the total acceleration of the vehicle at 20 m/s. [6]
- c) A golfer hits the golf ball from point A with an initial velocity of 50 m/s at an angle of  $25^\circ$  with the horizontal shown in Fig. 6 c. Determine the maximum horizontal distance  $x_{\text{max}}$  and maximum height  $h_{\text{max}}$  it attain. [6]



**Fig. 6 c**

- Q7) a) The system shown in Fig. 7 a is initially at rest. Neglecting axle friction and mass of pulley, determine the acceleration of 200 kg block A. [6]
- b) The pendulum bob has a mass  $m$  and is released from rest as shown in Fig. 7 b when  $\theta = 0^\circ$ . Determine the tension in the cord as function of the angle of descent  $\theta$ . Neglect the size of bob. [6]

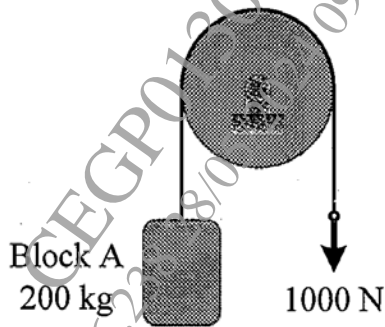


Fig. 7 a

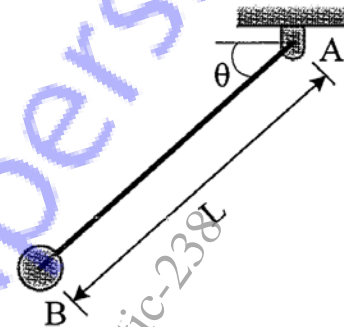


Fig. 7 b

- c) A 20 Mg railroad car moving with 0.5 m/s speed to the right collides with a 35 Mg car which is at rest. If the coefficient of restitution between the two cars is  $e = 0.65$  determine the speed of the cars after the collision. [5]

OR

- Q8) a) A block of weight 200 N is kept on an incline plane and a force  $P = 200$  N is applied to move the block as shown in Fig. 8 a. Determine the acceleration of the block, if coefficient of static and kinetic friction between block and plane are 0.3 and 0.25 respectively. [5]
- b) The man has a mass of 80 kg and sits 3 m from the center of the rotating platform as shown in Fig. 8 b. Due to rotation his speed is increase from rest by  $a_t = 0.4 \text{ m/s}^2$ . If the coefficient of static friction between the clothes and the platform is  $\mu_s = 0.3$ , determine the time required to cause him to slip. [6]

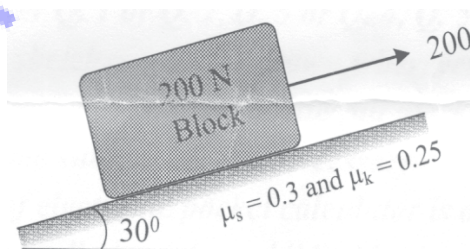


Fig. 8 a

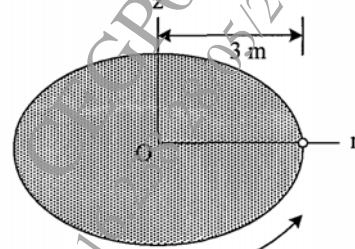


Fig. 8 b

- c) A 2 kg pellet is released from rest at A and slides without friction along the surface as shown in Fig. 8 c. Using work energy principle find velocity at B. Also find the normal forces exerted by the surface on the pellet as it crosses point B. [6]

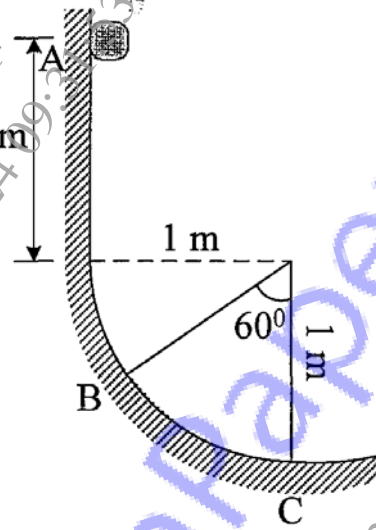


Fig. 8 c

x x x